

# State-of-the-Art Air Data Products Solution Guide



- For Flight Test, R&D, and Vehicle Testing
- Standard and Miniature Sizes
- Angle of Attack and Sideslip
- Total and Static Pressures
- Total and Outside Air Temperature
- Off-the-Shelf and Custom Configurations
- Heated and Unheated
- Pitot/Static Tubes
- Trailing Cones/Trailing Bombs



## Company Background

### Table Of Contents

Company Background . . . . .	2
Product Summary . . . . .	2
Technology Overview . . . . .	3
Applications . . . . .	3
Air Data Products . . . . .	4
Product Matrix . . . . .	6
Specifications . . . . .	8
Support Equipment . . . . .	9
Engineering Services . . . . .	10
Next Steps . . . . .	10
More Information . . . . .	11
NASA Reference Publication 1046, Measurement of Aircraft Airspeed and Altitude . . . . .	11
Position Transducers for Static, Dynamic, and Flight Testing . . . . .	11



Early use of the 100510 swivel-head air data boom on the NASA XV-15 tilt rotor aircraft. The 100510 product has become the de facto standard for rotary wing and high angle-of-attack air data collection.

Located near key flight test centers of NASA Dryden Flight Research Center, Edwards Air Force Base, China Lake Naval Test Center, USAF Plant 42, and Mojave Airport, SpaceAge Control was established in 1968 to design, develop, and manufacture pilot protection devices in support of space-based and high-performance test aircraft programs.

In 1973, the company was awarded a NASA contract to produce devices for obtaining angle of attack, angle of sideslip, and pressure information on test aircraft. Since 1973, SpaceAge Control has produced these devices, subsequently called air data booms, nose booms, or air data probes, for a broad array of flight test activities.

Today, SpaceAge Control air data products are used by virtually every commercial, general aviation, and military aircraft company as well as a range of auto racing teams and auto manufacturers. The company also designs and markets precision miniature and sub-miniature position transducers for measuring aircraft component movement such as flight control surfaces, landing gear, and aircraft control systems.

Designed for the precise and reliable air data acquisition needs of flight test aircraft programs, SpaceAge Control air data products have proven their value around the world for over 30 years. With a broad customer base of military, defense contractor, government, commercial, research, automotive, racing, and academic users, SpaceAge Control air data products can be tailored for each application.

## Product Summary

Specific SpaceAge Control air data products adhere to designs and specifications set by NASA and NASA's predecessor organization, NACA. These types of products have been used by NASA on a wide range of flight test activities ranging from the X-1 to the X-40A. SpaceAge Control, NASA/NACA, and third-party wind tunnel and performance reports on these designs are available on request.

Most air data booms contain static and total pressure pickups and angle of attack (AOA) and angle of sideslip (AOS) vanes. The vanes, also called airflow direction transmitters or flow angle sensors, are coupled to precision potentiometers, synchros, or similar devices to provide an electrical signal indicating airflow direction relative to the air data boom's axis. Some air data booms are also equipped with total air temperature (TAT) or outside air temperature (OAT) sensors.

Special configurations can be produced including those incorporating solo vanes, dual vanes, mounting adapters, and mounting extenders.

To view selected applications of these products mounted on aircraft, visit [www.spaceagecontrol.com/adpgal.htm](http://www.spaceagecontrol.com/adpgal.htm).

## Technology Overview

Air data booms and related products such as trailing bombs and trailing cones measure a range of parameters collectively known as "air data." This air data is generally comprised of:

**$P_t$**  **total pressure:** the sum of local atmospheric pressures plus dynamic (operating (ram or impact)) pressures. Algebraically, total pressure ( $P_t$ ) equals the sum of static pressure ( $P_s$ ) plus impact pressure ( $q_c$ )

$$P_t = P_s + q_c$$

**$P_s$**  **static pressure:** the absolute pressure of still air surrounding a body; the atmospheric pressure at the flight level of the aircraft

**$q_c$**  **impact pressure:** a calculated value ( $q_c$ ), it is the difference between total pressure and static pressure; it is the pressure created by the forward speed of the aircraft

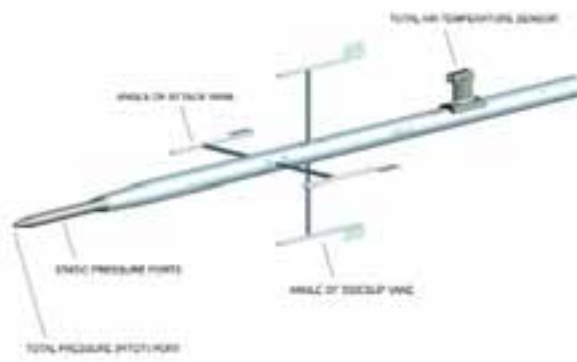
**$\alpha$**  **angle of attack:** the angle measured in the XZ plane between the X axis and the relative air flow; also designated as AOA, alpha, or  $\alpha$ ; angle of attack is not the same concept as "pitch" which indicates the rotation of the aircraft relative to three imaginary lines running through an airplane and intersecting at right angles at the airplane's center of gravity

**$\beta$**  **angle of sideslip:** the angle measured in the XY plane between the Y axis and the relative air flow; also designated as AOS, beta, or  $\beta$ ; angle of sideslip is not the same concept as "yaw" which indicates the rotation of the aircraft relative to three imaginary lines running through an airplane and intersecting at right angles at the airplane's center of gravity

**$T_T$**  **total air temperature:** the temperature of an airflow measured as the airflow is brought to rest without removal or addition of heat; also designated as TAT or  $T_T$

**OAT** **outside air temperature:** the temperature of the static outside temperature without the effects of airspeed; also designated as OAT

The above parameters allow a number of other parameters to be calculated such as airspeed, altitude, true airspeed, and Mach number.



For a complete introduction to airspeed and altitude measurement, please request NASA Publication 1046 at [www.spaceagecontrol.com/req1046.htm](http://www.spaceagecontrol.com/req1046.htm).

## Applications

SpaceAge Control air data products are designed and manufactured specifically for flight test, vehicle test, and racing operations. These products have been used on a broad range of air and land vehicles including:

- Military fighter, attack, and cargo aircraft
- Commercial and transport aircraft
- Trainers
- Drones/RPVs/UAVs
- Helicopters
- Racing aircraft
- General aviation
- Experimental/R&D/Academia
- Automotive/Racing
- High-speed rail

For additional background information on air data measurement, you may want to review these publications:

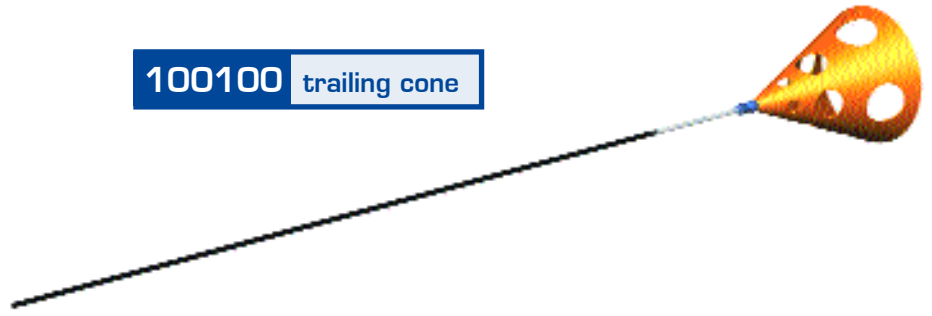
- *Airdata Measurement and Calibration*
- *Measurement of Static Pressure on Aircraft*
- *Investigation of the Fuselage Interference on a Pitot-Static Tube Extending Forward from the Nose of the Fuselage*
- *Accuracy of Airspeed Measurements and Flight Calibration Procedures*
- *Wind-Tunnel Calibration of a Combined Pitot-Static Tube and Vane-Type Flow-Angularity Indicator at Mach Numbers of 1.61 and 2.01*
- *The Measurement of Air Speed in Airplanes*
- *Summary of Methods of Measuring Angle of Attack on Aircraft*
- *Precision Pressure Transducers for Air Data Measurements*

These publications are available for review and download at:

[www.spaceagecontrol.com/litroom.htm](http://www.spaceagecontrol.com/litroom.htm)

# Air Data Products


100100 trailing cone



100400 mini air data boom




100510 swivel-head air data boom




100600 unheated, straight-nose air data boom



100700 heated, straight-nose air data boom




100700-02 heated, straight-nose air data boom



Images not shown to scale.

# Air Data Products

**100800** trailing bomb



**100900** heated, 4-vane air data boom with TAT sensor



**100386** miniature vane assembly



**101000** hovervane














**300933** pitot-static probe (L-shaped, unheated)



**100486** vane assembly



## Product Matrix

Part Number	Name	Standard Outputs	Approximate Size (Inches (mm))	Approximate Mass	
100100/100102	 trailing cone	static	800 (long) x 10 (dia.) (21590 x 254)	70 oz 2.00 kg	
101100	 micro air data boom	total static AOA AOS	18 (long) x 2 (dia.) (457 x 51)	5 oz 142 g	
100400	 mini air data boom	total static AOA AOS	30 (long) x 3 (dia.) (762 x 76)	6 oz 170 g	
100510	 swivel-head air data boom	total static AOA AOS	28 (long) x 8 (dia.) (711 x 203)	41 oz 1.16 kg	
100600	 unheated, straight-nose air data boom (NACA standard design)	total static AOA AOS	33 (long) x 8 (dia.) (838 x 203)	56 oz 1.59 kg	
100700	 heated, straight-nose air data boom	total static AOA AOS	35 (long) x 8 (dia.) (889 x 203)	56 oz 1.59 kg	
100700-02	 heated, straight-nose air data boom	total static AOA AOS	30 (long) x 8 (dia.) (762 x 203)	56 oz 1.59 kg	
100800	 trailing bomb	total static	22 (long) x 10 (dia.) (559 x 254)	170 oz 4.82 kg	
100900	 heated, 4-vane air data boom with TAT sensor	total static AOA (2) AOS (2) total air temperature	57 (long) x 16 (dia.) (1450 x 406)	200 oz 5.44 kg	
100386	 miniature vane assembly	AOA or AOS	1.5 x 3.3 x 0.5 (38 x 84 x 13)	0.6 oz 15 g	
100486	 vane assembly	AOA or AOS	9 x 9 x 1 (229 x 229 x 25)	7 oz 188 g	

All specifications are subject to change without prior notice.

Nominal Max Airspeed	Heated or Unheated Total/Static Ports	Data Sheet Location	Typical Aircraft	Typical Product Use
Mach 0.9+	unheated	<a href="http://www.spaceagecontrol.com/s002b.htm">www.spaceagecontrol.com/s002b.htm</a> & <a href="http://www.spaceagecontrol.com/s002b1.htm">s002b1.htm</a>	business & commercial jets, transports, trainers, UAVs	
200 knots	unheated	<a href="http://www.spaceagecontrol.com/s002l.htm">www.spaceagecontrol.com/s002l.htm</a>	UAVs, drones, RPVs, experimental, light aircraft	
340+ knots	unheated	<a href="http://www.spaceagecontrol.com/s002c.htm">www.spaceagecontrol.com/s002c.htm</a>	UAVs, drones, RPVs, general aviation, academia, automotive, rail, racing	
500 knots	unheated	<a href="http://www.spaceagecontrol.com/s002d.htm">www.spaceagecontrol.com/s002d.htm</a>	rotary wing aircraft, STOL/VSTOL aircraft, business jets	
Mach 2.5+	unheated	<a href="http://www.spaceagecontrol.com/s002e.htm">www.spaceagecontrol.com/s002e.htm</a>	very high-speed aircraft, non-icing conditions	
Mach 2.5+	heated	<a href="http://www.spaceagecontrol.com/s002f.htm">www.spaceagecontrol.com/s002f.htm</a>	very high-speed aircraft, icing conditions	
Mach 1.5+	heated	<a href="http://www.spaceagecontrol.com/s002g.htm">www.spaceagecontrol.com/s002g.htm</a>	high-speed aircraft, icing conditions	
200 knots	unheated	<a href="http://www.spaceagecontrol.com/s002h.htm">www.spaceagecontrol.com/s002h.htm</a>	rotary wing aircraft, slow-flight aircraft	
Mach 1.5+	heated	<a href="http://www.spaceagecontrol.com/s002i.htm">www.spaceagecontrol.com/s002i.htm</a>	high-speed aircraft, icing conditions	
400+ knots	not applicable	<a href="http://www.spaceagecontrol.com/s002j.htm">www.spaceagecontrol.com/s002j.htm</a>	UAVs, drones, RPVs, general aviation, academia, automotive, rail, racing	
Mach 2.5+	not applicable	<a href="http://www.spaceagecontrol.com/s002k.htm">www.spaceagecontrol.com/s002k.htm</a>	broad range	

\* Photo credit: Judson P. Brohmer, National Test Pilot School, [www.ntps.com](http://www.ntps.com)

## Vane Sensor Specifications



### 100400 air data boom

Type	conductive plastic
Resistance	1.5K ohms
Resistance Tolerance	±15%
Independent Linearity	±5%
Electrical Travel	60° (other options available)
Mechanical Travel	360° continuous
Power Rating at 70° C	0.5 Watt
Mechanical Life	100 million shaft revolutions minimum
Operating Temperature Range	-65° to +125° C

### 100510, 100600, 100700, and 100700-02 air data booms

Type	dual conductive plastic
Resistance	5K ohms
Resistance Tolerance	±10%
Independent Linearity	±0.5%
Electrical Travel	±170° (±1°) from center tap
Mechanical Travel	360° continuous
Power Rating at 70° C	1.0 Watt
Mechanical Life	100 million shaft revolutions minimum
Operating Temperature Range	-65° to +125° C

Potentiometers are supplied with center taps that are aligned for 0° angle of attack and sideslip. User-specified potentiometers, synchros, and resolvers may also be incorporated.



### 100900 air data boom

Type	conductive plastic
Resistance	5K ohms
Resistance Tolerance	±10%
Independent Linearity	±0.5%
Electrical Travel	340°
Mechanical Travel	360° continuous
Power Rating at 70° C	1.0 Watt
Mechanical Life	100 million shaft revolutions minimum
Operating Temperature Range	-65° to +125° C

User-specified potentiometers, synchros, encoders, and resolvers may also be incorporated.

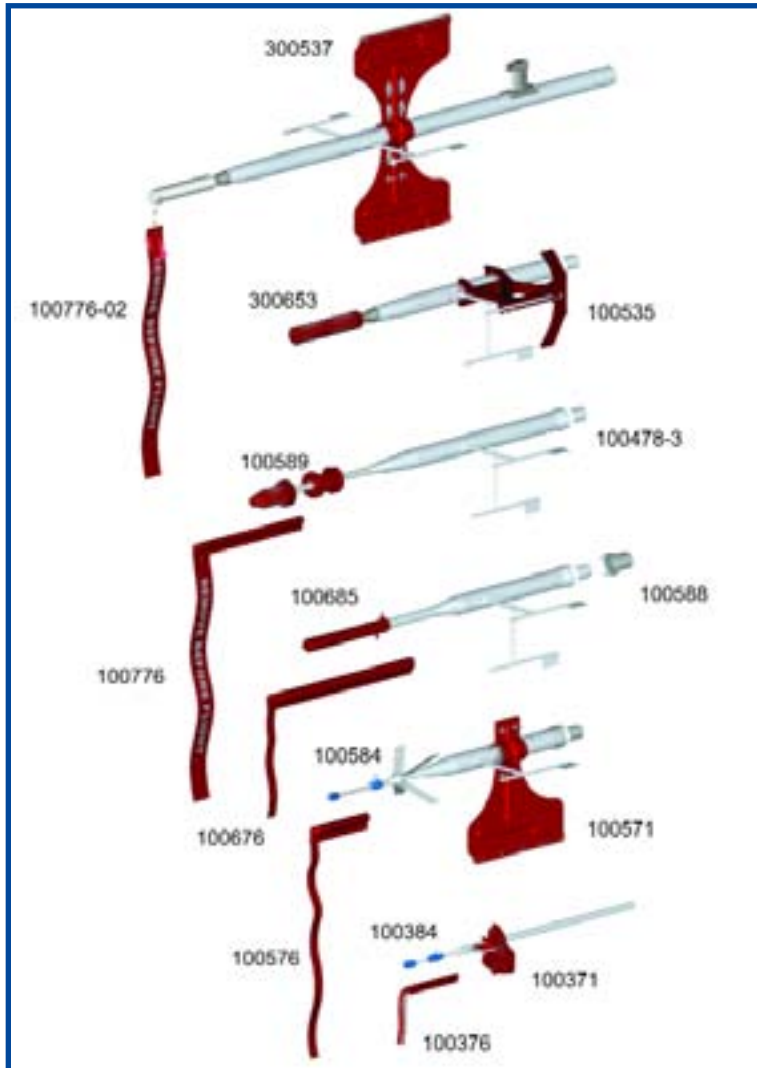
## Other Specifications

All electrical cables are supplied without connectors. All air data booms can be supplied without one or all vanes and with total air temperature or outside air temperature sensors. For additional information or to request installation drawings, please contact us. Or, visit our Web site at:

[www.spaceagecontrol.com/adpmain.htm](http://www.spaceagecontrol.com/adpmain.htm)

## Support Equipment

Available support equipment for the air data products is outlined below. Please contact us if you need recommendations for pressure transducers, air data test sets, or air data computers.



**test fixture set** - seals static and total pressure ports for leak testing; with user-provided air data test set and pressure transducers, can also be used to calibrate the total and static pressure system

**total probe cover** - protects the total and static ports from debris; serves as a visual warning indicator to personnel in the area

**vane cover** - prevents the vanes from being rotated; serves as a visual warning indicator to personnel in the area

**vane calibration fixture** - provides a visual scale that is mounted on the air data boom and that is aligned with the vane fin to allow calibration of the vanes

**boom adapter** - provides a threaded mounting point for quick installation and removal from the application; provided standard with the 100510, 100600, 100700, and 100700-02 air data booms

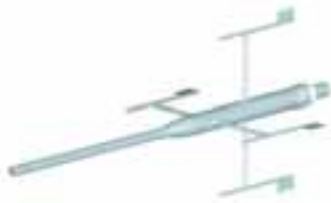
**nut and sleeve** - interfaces to the 100478-3 boom adapter allowing installation and removal of the air data boom from the aircraft; an optional item

Air Data Boom	Vane Calibration Fixture	Probe Cover	Vane Cover	Test Fixture Set	Boom Adapter	Nut and Sleeve	Vane Assembly
100400	100335	100376	100371	100384	NA	NA	100386
100510	100535	100576	100571	100584	100478-3	100588	100486
100600	100535	100676	100571	100685	100478-3	100588	100486
100700	100535	100776	100571	100589	100478-3	100588	100486
100700-02	100535	100776-02	100571	300653	100478-3	100588	100486
100900	100535	100776-02	300537	300653	NA	NA	NA

## Engineering Services

If you have special requirements requiring engineering services, we can assist you. Our range of services include:

- environmental test and qualification to U.S. and worldwide standards
- static and dynamic structural analysis
- customizations such as TAT and OAT sensor additions, redundant or dual vanes, and special mounting hardware



100600-01 air data boom with 4 independent vanes and high-speed unheated probe rated to Mach 2.6+



100700-03 air data boom with synchro vane sensors, dual vanes, and TAT sensor



100700-04 air data boom with dual angle of attack vanes for redundancy and heated probe temperature sensor to verify operation



100700-05 air data boom designed and tested for low-mass, long-life, and extreme environmental conditions; note the small cross-sectional area

- wind tunnel testing



100400 mini air data boom with low-speed wind tunnel test suite in progress



300643 heated probe undergoing low- and high-speed wind tunnel testing

- recommendations for pressure transducers, air data test sets, and air data computers

## Next Steps

To order or for application assistance, please contact us. We will respond immediately.

We also provide replacement, calibration, modification, and repair services for your existing air data products. Please contact us if you have requirements for these services.

## More Information

---

For complete information on air data products including fully-dimensioned installation drawings, contact us by phone, fax, e-mail, or web.

## NASA Reference Publication 1046, Measurement of Aircraft Airspeed and Altitude

---



Would you like to qualify for a free copy of NASA's 316-page document on air data measurement (NASA Reference Publication 1046, Measurement of Aircraft Airspeed and Altitude)?


If so, complete our Web form at [www.spaceagecontrol.com/req1046.htm](http://www.spaceagecontrol.com/req1046.htm) and you will be qualified for a FREE downloadable (electronic) copy. This publication provides a wealth of information on how to accurately obtain air data from aircraft. This publication is a \$56.00 value.

## Position Transducers for Static, Dynamic, and Flight Testing

---

Need flight-proven, reliable position transducers for static, dynamic, and flight testing? Consider using rugged, miniature position transducers that feature broad operating temperature ranges, easy installation, high repeatability, and tested performance to DO-160D (ED-14D) and MIL-STD-810E.

For more information, visit [www.spaceagecontrol.com/ptmain.htm](http://www.spaceagecontrol.com/ptmain.htm).



# Recent Applications



Adam A500



KAI T-50



Eclipse 500



Bell Eagle Eye



BAE SYSTEMS Hawk LIF



Wright Experience  
Wright Flyer replica

## *Air Data and Displacement Sensors for a Demanding World*

 *SpaceAge Control*

Repräsentant A, CH und D:  
ProDynamics GmbH  
D-60486 Frankfurt - Adalbertstr. 63  
Fon.+49-(0)69-70790850 Fax+49-(0)6970790851  
info@prodynamics.com  
www.prodynamics.com